

## URBANICITY

Urbanicity categories were defined based on the [Centers for Medicare and Medicaid Services \(CMS\)](#) Ambulance Fee Schedule designations of zip codes as urban, rural, or super rural.

### TIME PERIOD:

Jan 1, 2022 to Dec 31, 2022

### TOTAL RESPONSES\*:

74,454

\*Excludes 8,104 responses with a disposition of call cancelled or no patient found.

## CLASSIFICATIONS



### SUPER RURAL AGENCY

An agency that responded to 100% of encounters in zip codes designated as super rural.



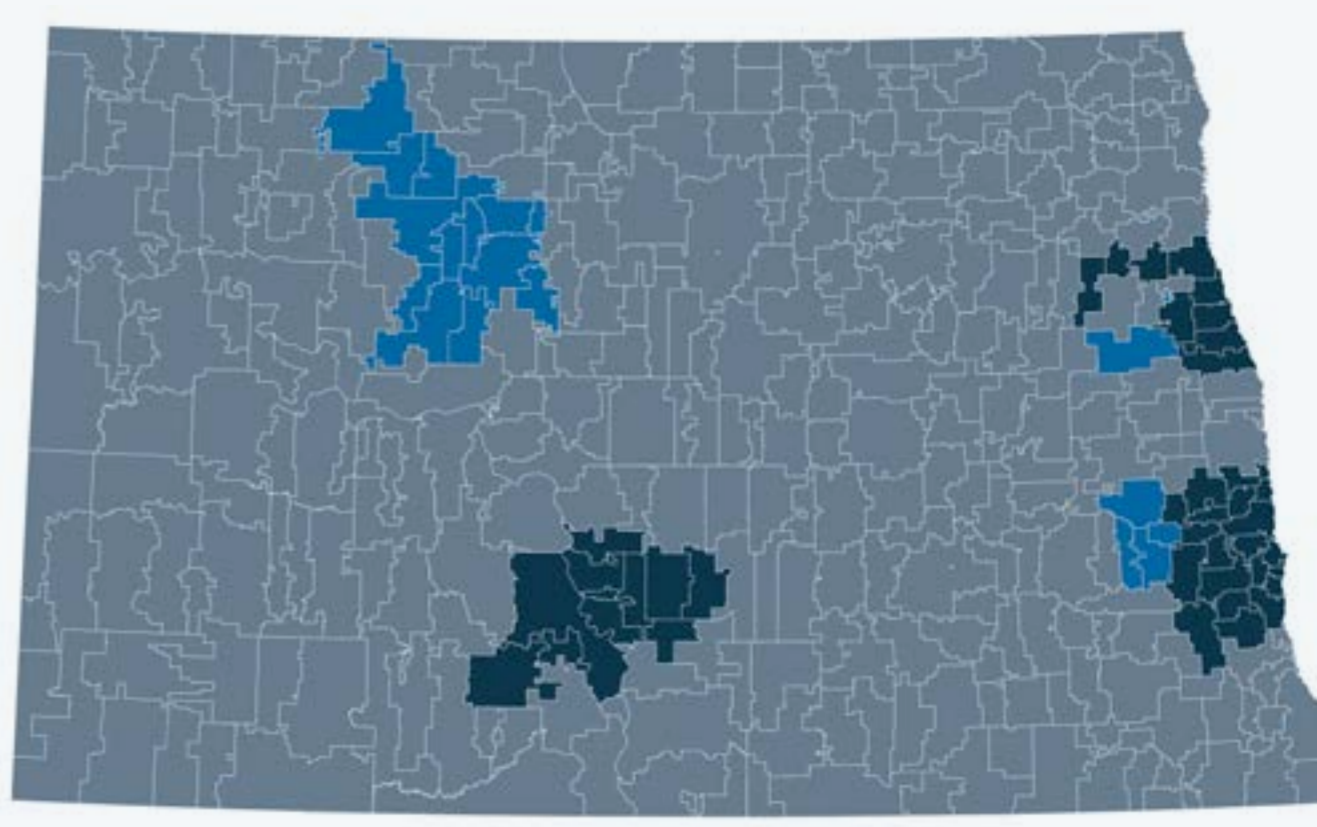
### RURAL AGENCY

An agency that responded to 100% of encounters in zip codes designated as rural or a combination of rural and super rural.



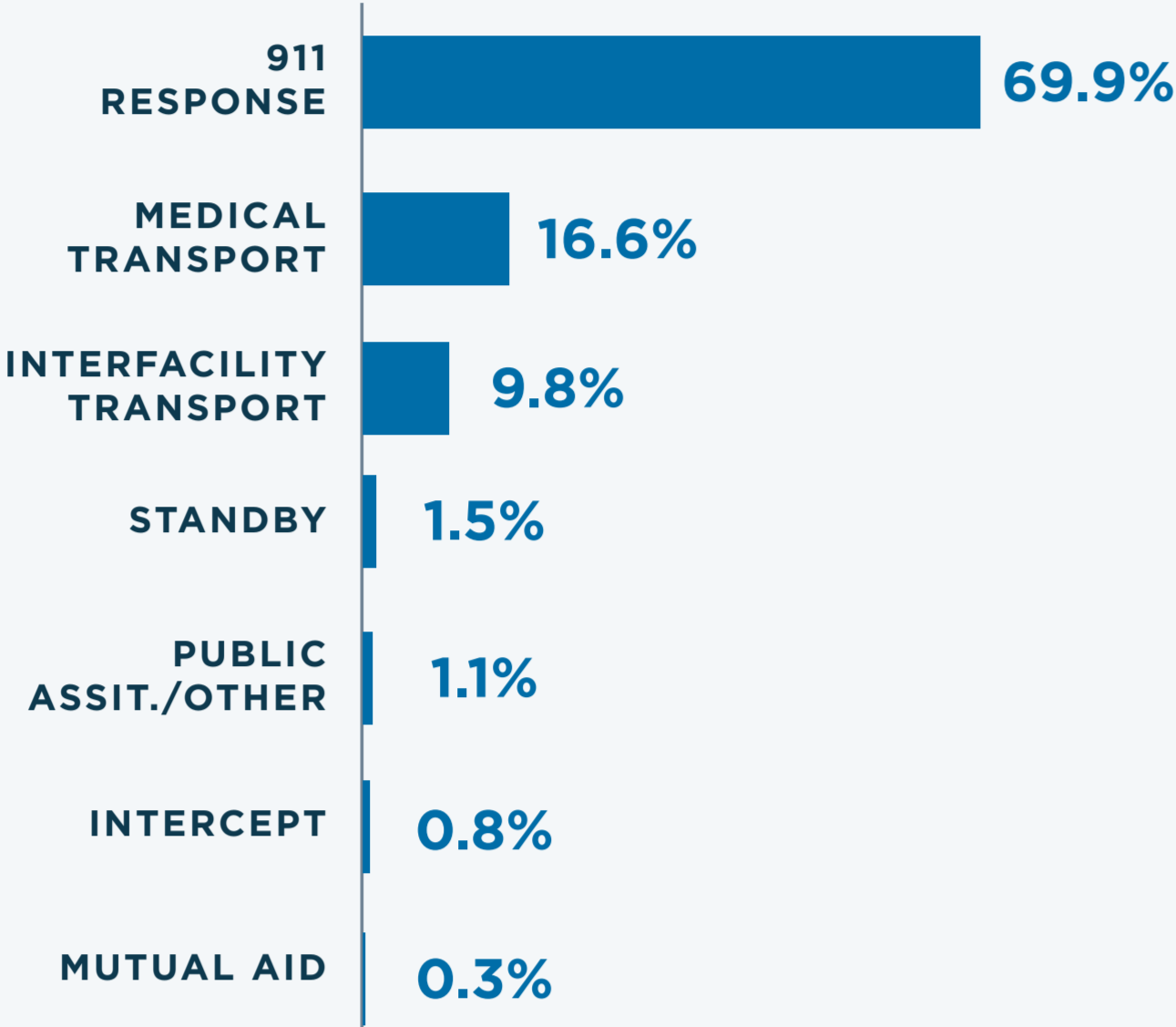
### URBAN

Rural Mixed Agency: An agency that responded to encounters in zip codes designated as urban, rural, and/or super rural (no agencies responded to 100% of calls in zip codes designated as urban)



## EMS CALL TYPE BREAKDOWN

Definitions for medical and interfacility transport are found in [NEMESIS' Extended Data Definitions](#).



### CALL VOLUME

per agency ranged from 1 to 15,491 (Median: 81)



52,039

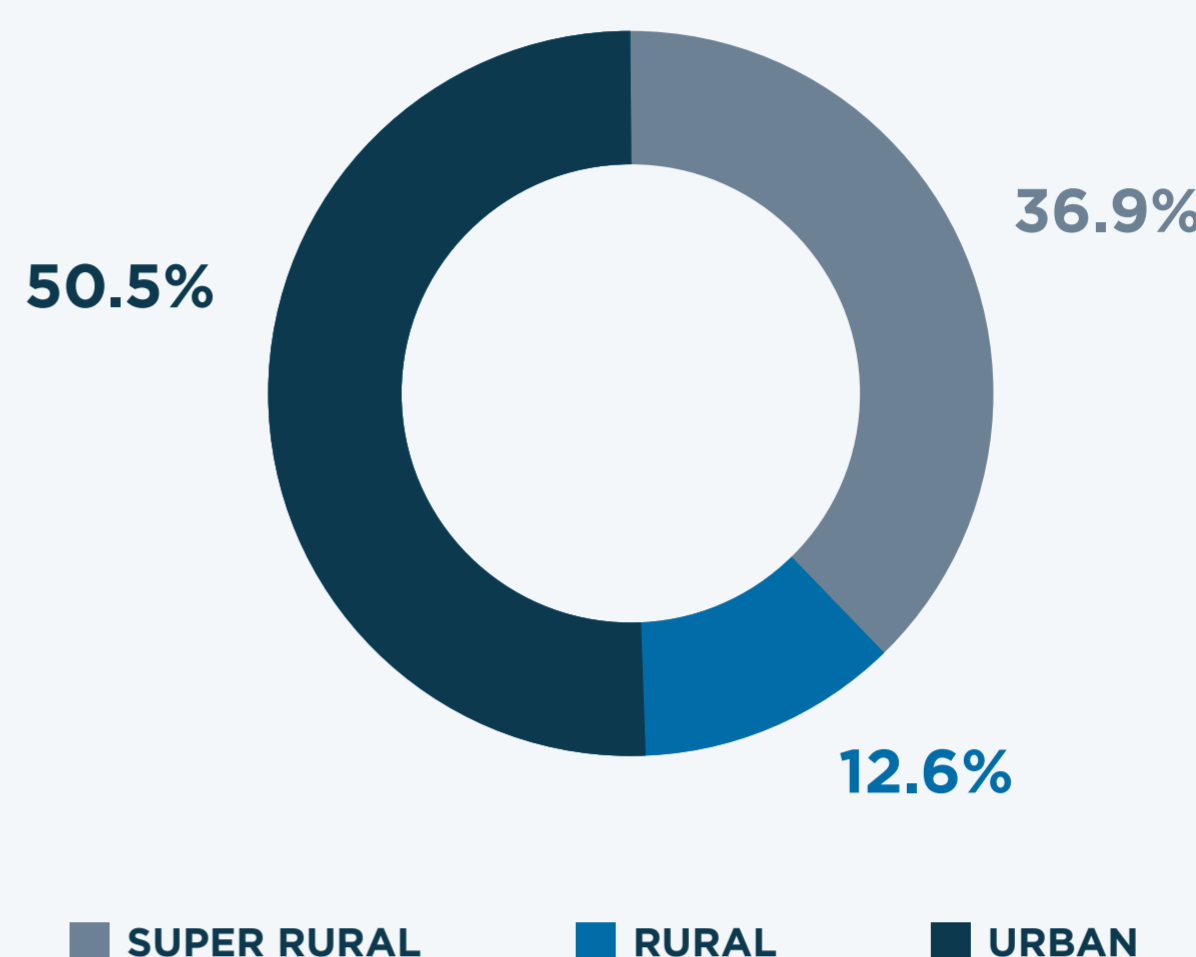
911 CALLS



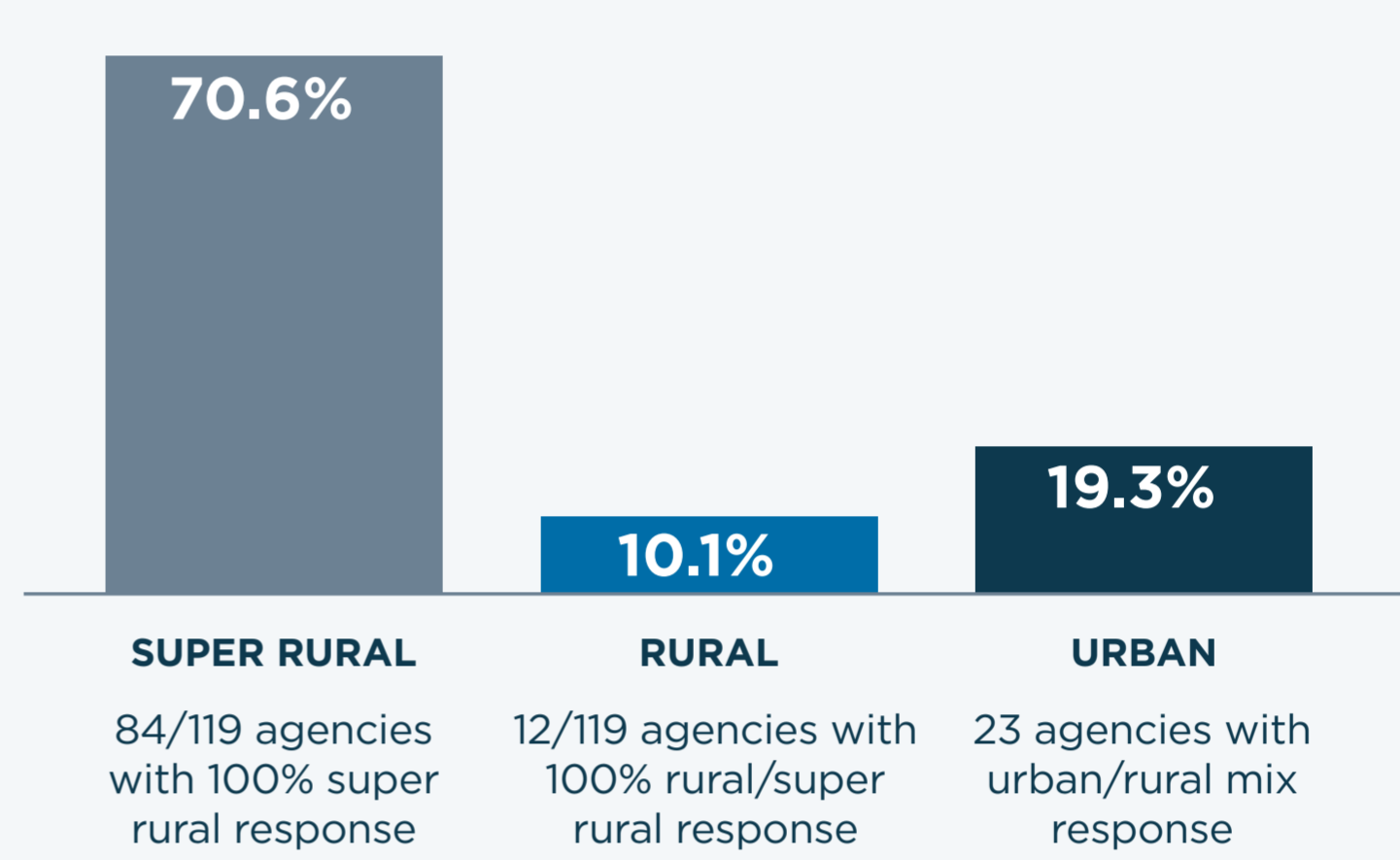
119

AGENCIES

## 911 EMS RESPONSE URBANICITY BREAKDOWN



## EMS AGENCY URBANICITY BREAKDOWN

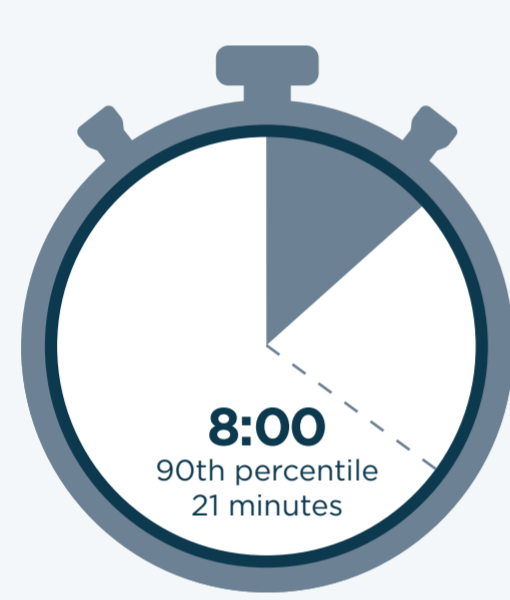


## TRANSPORT

The median (middle value) is the middle number in a dataset. It shows the central value. The 90th percentile (high value) is where 90% of the data is lower. It indicates high values in the dataset.

### MEDIAN RESPONSE TIME

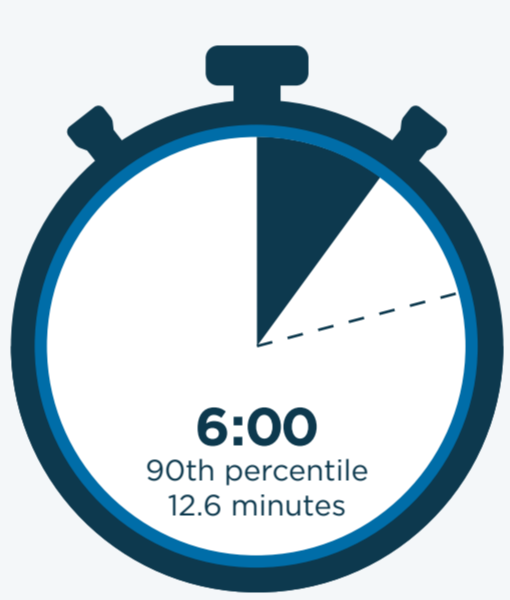
Dispatched Time to On Scene Time



SUPER RURAL AGENCY



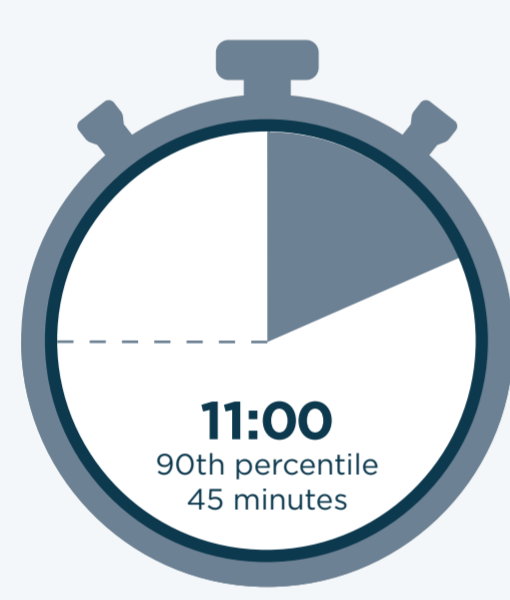
RURAL AGENCY



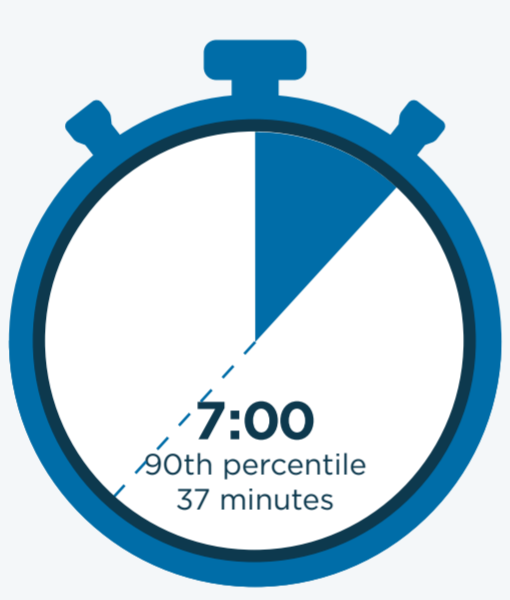
URBAN/RURAL AGENCY

### MEDIAN TRANSPORT TIME

Depart Scene Time to At Destination Time



SUPER RURAL AGENCY



RURAL AGENCY



URBAN/RURAL AGENCY



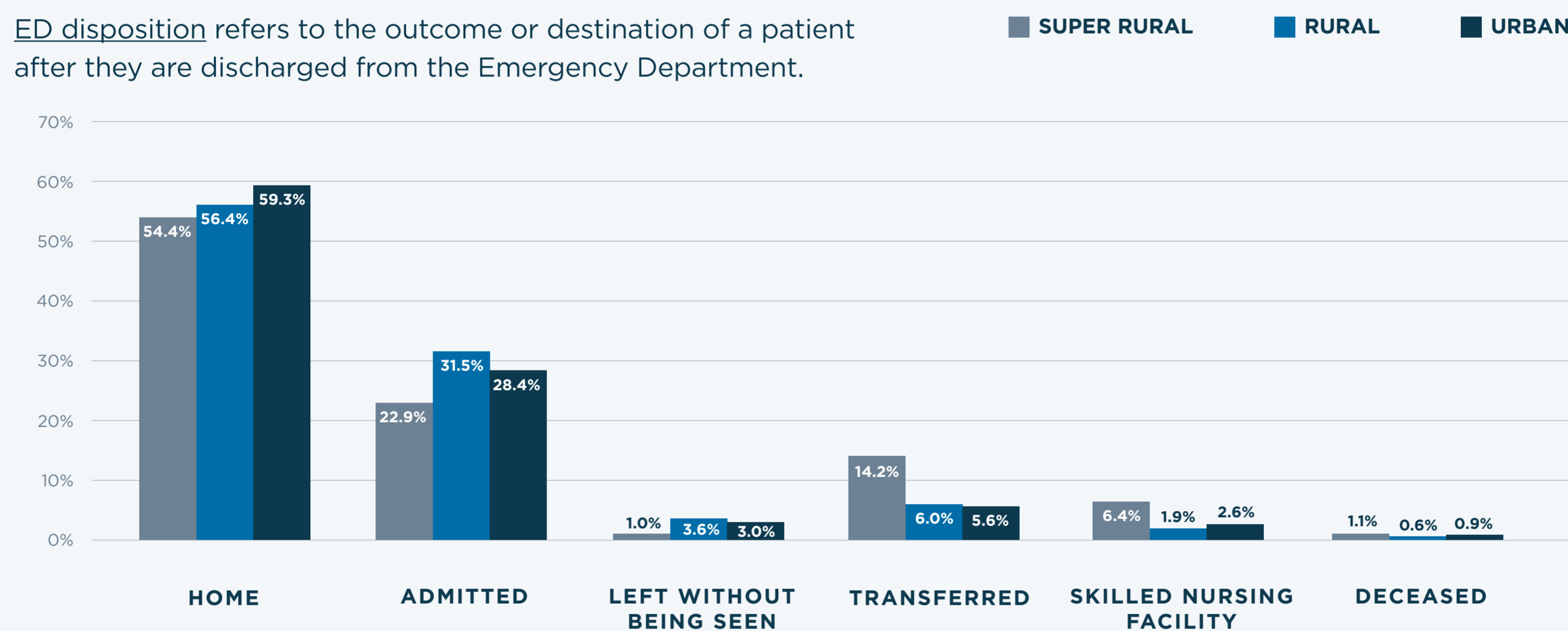
HDE LINKED EMS AND HOSPITAL DATA WERE AVAILABLE FOR 41.9% OF TRANSPORTS.

### TRANSPORTS WITH HDE OUTCOMES

ESO Health Data Exchange enables bi-directional sharing between EMS and hospitals. Access your outcomes from HDE-enabled facilities using the Outcome Portal.

## ED DISPOSITION BREAKDOWN

ED disposition refers to the outcome or destination of a patient after they are discharged from the Emergency Department.



## TOP 5 EMS PRIMARY IMPRESSIONS BY AGENCY URBANICITY

### SUPER RURAL AGENCIES

ICD 10 DESCRIPTION	% OF SUPER RURAL AGENCY CALLS
Unspecified injury (T14.9)	7.6%
Weakness (R53.1)	6.2%
General exam, no complaint (Z00.0)	4.6%
Chest pain (R07.9)	4.3%
Abdominal pain (R10.8)	4.3%

### RURAL AGENCIES

ICD 10 DESCRIPTION	% OF RURAL AGENCY CALLS
Unspecified Injury (T14.9)	9.8%
General exam, no complaint (Z00.0)	6.2%
Altered mental status (R41.8)	4.6%
Weakness (R53.1)	4.5%
Abdominal pain (R10.8)	4.4%

### URBAN/RURAL MIXED AGENCIES

ICD 10 DESCRIPTION	% OF URBAN/RURAL AGENCY CALLS
Other symptoms and signs involving emotional state (R45.8)	5.9%
Weakness (R53.1)	5.0%
Alcohol use (F10.9)	4.6%
Unspecified injury (T14.9)	4.0%
Difficulty breathing (R06.0)	3.6%

## TOP ED DIAGNOSES

### SUPER RURAL AGENCIES

ICD 10 DESCRIPTION	% OF SUPER RURAL AGENCY CALLS
Chest pain (R07.9)	7.3%
Dyspnea (R06.0)	6.2%
Weakness (R53.1)	5.4%
Unspecified convulsions (R56.9)	4.5%
Abdominal pain (R10.8)	3.3%

### RURAL AGENCIES

ICD 10 DESCRIPTION	% OF RURAL AGENCY CALLS
Sepsis (A41.9)	5.3%
Alcohol dependence syndrome (F10.2)	4.1%
Covid-19 (U07.1)	3.9%
Dyspnea (R06.0)	3.7%
Acute respiratory failure (J96.0)	2.9%

### URBAN/RURAL MIXED AGENCIES

ICD 10 DESCRIPTION	% OF URBAN/RURAL AGENCY CALLS
Chest pain (R07.9)	5.4%
Alcohol abuse (F10.1)	4.9%
Dyspnea (R06.0)	3.7%
Syncope (R55)	3.3%
Unspecified convulsions (R56.9)	3.1%

Access your ND Rural EMS Counts reports and compare your agency's performance.

CLICK HERE



Learn more about ND Rural EMS Counts.

VIEW NOW

